




# ANLY RELAY




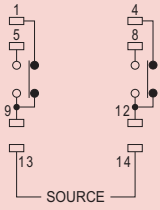
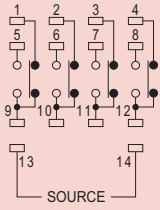
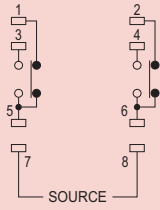
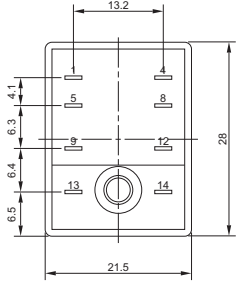
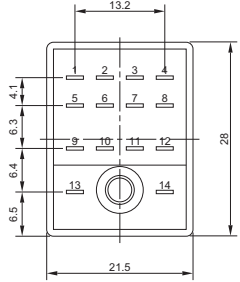
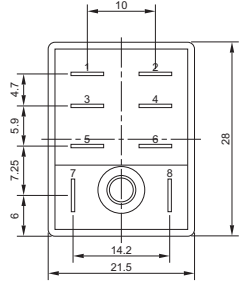



## COIL DATA

AC				DC			
Nominal Voltage (V 50/60Hz)	Resistance Tol.±10% (Ohms DC)	Maximum Pick up Voltage(V)	Minimum Drop Out Voltage(V)	Nominal Voltage (VDC)	Resistance Tol.±10% (Ohms DC)	Maximum Pick up Voltage(V)	Minimum Drop Out Voltage(V)
6	10	4.8	1.8	6	40	4.5	0.6
12	45	9.6	3.6	12	160	9.0	1.2
24	160	19.2	7.2	24	650	18.0	2.4
48	670	38.4	14.4	48	2,600	36.0	4.8
100/110	3,900	88.0	33.0	110	11,000	82.5	11.0
220/240	16,000	176.0	66.0				

## GENERAL DATA

Insulation Resistance	1,500 Megohms min. at 500 VDC
Breakdown Voltage	500 Vrms, 50/60 Hz between contact, 1,500 Vrms, 50/60Hz between all elements
Contact Material	Silver-Cadmium Oxide as standard
Contact Resistance	50 milliohms max. (Initial value)
Coil Data	See chart. (at 25°C)
Max. Allowable Voltage	110% of nominal
Min. Drop-out Voltage	10% of nominal (DC), 30% of nominal (AC)
Pick-up Time	15 msec max.
Drop-up Time	15 msec max.
Temperature Range	-40°C~+60°C
Expected Life	Mechanical -10,000,000 operations min. (at 18,000 operations/hr ) Electrical - 1,00,000 operations min. (at 1,800 operations/hr )

	AHC2 / AHC2N*	AHC4 / AHC4N*	AHL2 / AHL2N*
RELAY TYPE			
Connection Diagram			
Outline : L × W × H (mm)	28 × 21.5 × 34.5	28 × 21.5 × 34.5	28 × 21.5 × 35
Contact Arrangement	2PDT	4PDT	2PDT
Contact Rating	Resistive Load(Cos φ=1) AC 240V/DC 30V 10A Inductive Load(Cos φ=0.4) AC 240V 5A	Resistive Load(Cos φ=1) AC 240V/DC 30V 5A Inductive Load(Cos φ=0.4) AC 240V 3A	Resistive Load(Cos φ=1) AC 240V/DC 30V 12A Inductive Load(Cos φ=0.4) AC 240V 5A
Coil Voltage	DC(V) 6, 12, 24, 48, 110 AC(V) 6, 12, 24, 48, 100/110, 220/240		
Coil Power (Nominal)	AC 1.2VA DC 0.9~1.1W	AC 1.2VA DC 0.9~1.1W	AC 1.2VA DC 0.9~1.1W
Insulation Resistance	DC 500V 100MΩ	DC 500V 100MΩ	DC 500V 100MΩ
Approximate Weight	32g	34g	37g
Recognized Safety Standard	UL, C-UL, CE	UL, C-UL, CE	UL, C-UL, CE
Dimensions(mm)			
Relay Socket	PYF-08AE	PYF-14AE	PTF-08AE
Hold-down Clip	 PYC-A1		

\*TYPE AHC2N, AHC4N and AHL2N have LED indicator.

## ANLY ELECTRONICS CO., LTD.

<http://www.anly.com.tw>

### TAIWAN MAIN OFFICE : ANLY ELECTRONICS CO., LTD.

No.19, Lane 202, Fushou St., Shinjuang City, Taipei, Taiwan 242  
TEL: +886-2-2996-3202 FAX: +886-2-2996-2017

### MALAYSIA BRANCH : JUSTY ELECTRONICS (M) SDN, BHD.

No.1, Jalan 6/89B, Kawasan Perindustrian Trisegi, Batu 3 1/2 Off Jalan Sungei Besi, 57100 Kuala Lumpur, Malaysia  
TEL: +60-3-7983-5758 FAX: +60-3-7981-5052

### HONG KONG BRANCH : ANLY ELECTRONICS (HK) LTD.

Flat K, 13/F, Edward Mansion, 141 Prince Edward Road W., Kowloon, Hong Kong  
TEL: +852-2397-2505 FAX: +852-2397-6080

### SHANGHAI BRANCH : ANLY TECHNOLOGY (WUXI) CO., LTD.

Room 13G, No.831, Xinzha Rd., Jingan District, Shanghai, China 200041  
TEL: +86-21-6218-3300 FAX: +86-21-6217-5911